



CITY OF SAN ANTONIO
**NEIGHBORHOOD & HOUSING
SERVICES DEPARTMENT**

Emergency Housing Assistance Program (EHAP) Appropriation of Funds - Reallocated Emergency Rental Assistance

City Council

January 27, 2022

Presented by Verónica R. Soto, FAICP Director

Emergency Housing Assistance Program



Created April 23, 2020

- In response to COVID-19

Eligibility

- City of San Antonio and Bexar County Resident
- COVID-19 Hardship
- <80% AMI

Assistance Provided

- Rental
- Mortgage
- Utility including Internet Assistance
- Local, State and Federal Benefit Enrollment

EHAP Dashboard

As of January 25, 2022



\$175,528,468



Rent & Mortgage
\$149,021,422



CPS
\$15,328,416



SAWS
\$2,551,204



Internet
\$596,825



Cash Assistance (FI)
\$8,030,600

Total People
Assisted
149,802

Avg. Assistance
Per Person
\$1,172

Avg. Assistance
Per Household
\$3,063

Texas Rent Relief Program

As of January 25, 2022



TEXAS RENT RELIEF PROGRAM

HOUSEHOLDS ASSISTED BY LOCATION

County	Households Assisted	Assistance Received
Bexar	26,518	\$159,621,965
State	308,132	\$1,960,726,102

ASSISTANCE RECIPIENTS BY COUNTY



EHAP Allowances



Allowance effective February 18, 2021

	*Term	Rent	Mortgage	SAWS (Current Month Bill)	CPS (Current Month Bill)	Internet (Current Month Bill)
<50%	9 months	✓	✓	✓	✓	✓
51% - 80%	6 months	✓	✓	✓	✓	✓

*Complete reset. All applicants eligible for 6 months or 9 months, regardless of prior assistance.

Households Assisted by Council District



Council District	Avg AMI	Approved Households	People Approved	Avg HH Size	Approved Amount	Approved Amount per Person	Approved Amount per Household
1	26.74	5,216	12,795	2.45	\$ 15,277,830.79	\$ 1,194.05	\$ 2,949.39
2	27.21	8,067	21,803	2.70	\$ 23,965,160.76	\$ 1,099.17	\$ 2,990.41
3	27.75	6,175	16,398	2.66	\$ 17,820,875.14	\$ 1,086.77	\$ 2,906.68
4	28.55	4,912	15,414	3.14	\$ 15,527,235.71	\$ 1,007.35	\$ 3,179.86
5	24.01	4,067	12,150	2.99	\$ 11,124,187.43	\$ 915.57	\$ 2,751.47
6	30.59	5,320	14,441	2.71	\$ 16,784,746.47	\$ 1,162.29	\$ 3,175.90
7	28.27	6,143	15,681	2.55	\$ 18,248,024.46	\$ 1,163.71	\$ 2,997.88
8	29.58	6,235	13,716	2.20	\$ 19,338,589.29	\$ 1,409.93	\$ 3,120.13
9	30.44	3,916	8,922	2.28	\$ 12,718,159.07	\$ 1,425.48	\$ 3,297.42
10	30.29	4,810	11,615	2.41	\$ 15,379,719.20	\$ 1,324.13	\$ 3,218.86
County	29.62	2,437	6,867	2.82	\$ 9,343,939.19	\$ 1,360.70	\$ 3,834.20
		57,298	149,802		\$ 175,528,467.51	\$ 1,171.74	\$ 3,063.43

As of January 25, 2022

Public Housing Residents are Eligible for EHAP*



SAHA Residents assisted: 786

*Does not count Housing Choice Vouchers who are also assisted. We do not ask or track that information.



Other Assistance Programs Remaining

Risk Mitigation rebranded as Housing Assistance Program

- Risk Mitigation Policy adopted in 2019
- No longer needs COVID impact
- Continues to provide rent or mortgage assistance and utility assistance

Eviction Intervention

- Staff at JP Courts – hiring in-house staff

Right to Counsel

- Housing Instability referrals
- Eviction and other housing related legal matters

Utility Assistance

- CPS
- SAWS
- Bexar County

Benefits Navigation

- Local, State and Federal Benefit Enrollment

Public Outreach

Meeting communities where they are

- Community & District events
- Libraries
- Community Centers
- Senior Centers
- Faith-based Organizations
- Council Field Offices
- Social media (Nextdoor, Facebook, etc.)

***All 100,000+ in our EHAP database will receive a notification of resources.**

COMMUNITY RESOURCES FOR ASSISTANCE WITH HOUSING EXPENSES



CITY OF SAN ANTONIO
NEIGHBORHOOD & HOUSING
SERVICES DEPARTMENT

HEADS UP!

EHAP PORTAL
CLOSES MARCH 1

**SORRY! WE'RE
CLOSED**

Emergency Housing
Assistance Program (EHAP)
funds are running out, we
anticipate closing the
application portal on March
1st, however, we want to share
other community resources
still available...

UTILITY ASSISTANCE



(210) 353-6110

www.cpsenergy.com/assistance



(210) 704-SAWS(7297)

www.saws.org/uplift

LEGAL AID



(210) 212-3703

www.trla.org



www.sa-lsa.org

ADDITIONAL
RESOURCES



Rent/Utility Assistance &
Job Training
(210) 335-1777
www.bexacountystrong.org



Job Training
(210) 207-JOBS (5627)
Workforce@sanantonio.gov

Homeless Hotline/Financial Benefits
(210) 207-1799
(210) 206-5372

Need additional services?
evictionhelp@sanantonio.gov
Call 311

Call 311
evictionhelp@sanantonio.gov

(510) 506-2215
(510) 503-1388

Budget by Funding Source



Funding Source	Budget	Total Expenses	Remaining Balance
Coronavirus Relief Fund	\$ 36,944,551	\$ 36,944,551	\$ -
Emergency Rental Assistance CARES ERA1	46,751,961	46,751,961	-
Re-Allocation CARES ERA1 ¹	4,569,336		4,569,336
Emergency Rental Assistance ARPA ERA2	49,698,202	35,873,351	13,824,851
General Fund FY20 and FY21	10,122,756	9,995,260	127,496
Bexar County	11,471,720	8,613,035	2,858,685
TIRZ	4,036,233	4,036,233	-
San Antonio Housing Trust	6,000,000	6,000,000	-
Community Development Block Grant (CDBG)	25,066,910	24,979,113	87,797
State - Texas Emergency Rental Assistance Program (TERAP)	3,603,100	3,535,458	67,642
Bexar County State Pass Thru of Texas Emergency Rental Assistance Program (TERAP)	645,477	645,477	-
Texas Emergency Mortgage Assistance Program (TEMAP)	1,000,000	926,673	73,327
Third Party Contributions ²	242,283	242,283	-
General Fund FY22 (Risk Mitigation)	2,950,000	240,616	2,709,384
Total EHAP	\$ 203,102,528	\$ 178,784,010	\$ 24,318,518

Eviction Intervention Program



Program

- Launched in June 2020 in response to COVID-19
- Goal: Prevent & Mitigate Eviction
- Housing Navigators in every JP court
- Outreach to people with filings & eviction hotspots

Eligibility

- City of San Antonio and Bexar County Residents

Assistance Provided

- On-site EHAP Application Assistance
- Referrals to Legal Aid and other resources

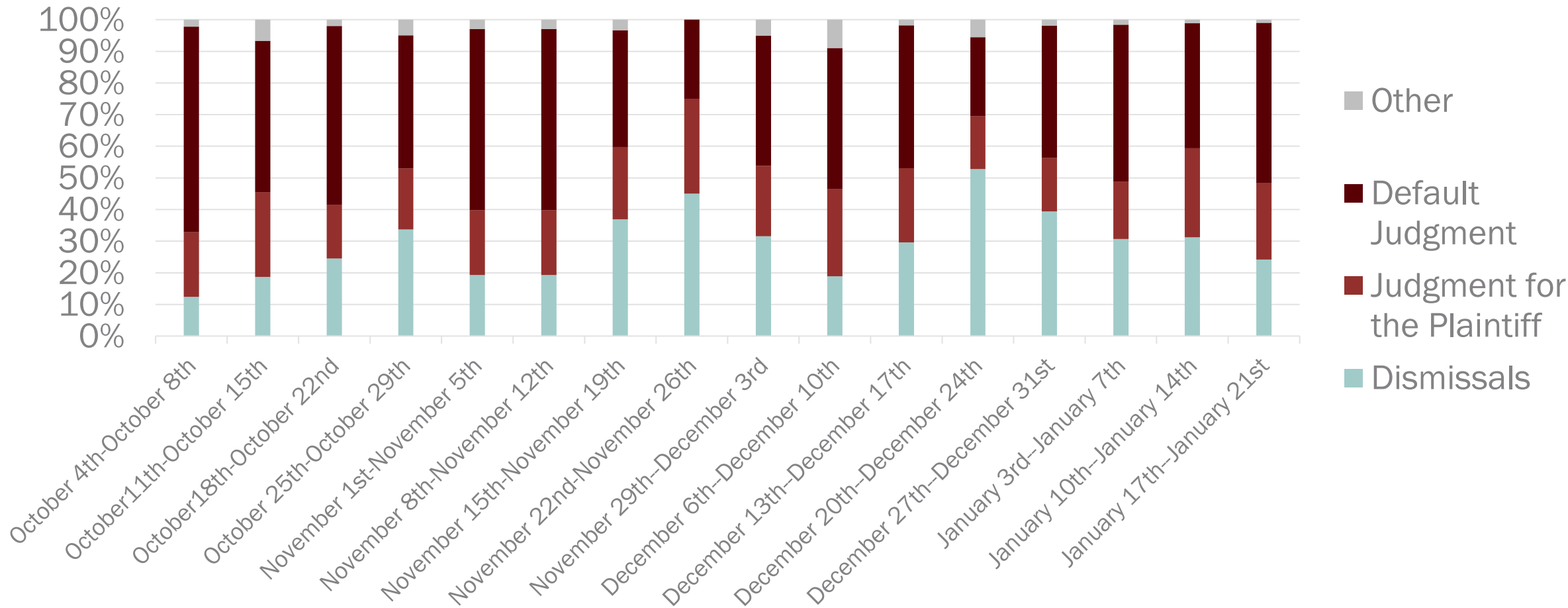
Eviction Hearing Outcomes by Precinct



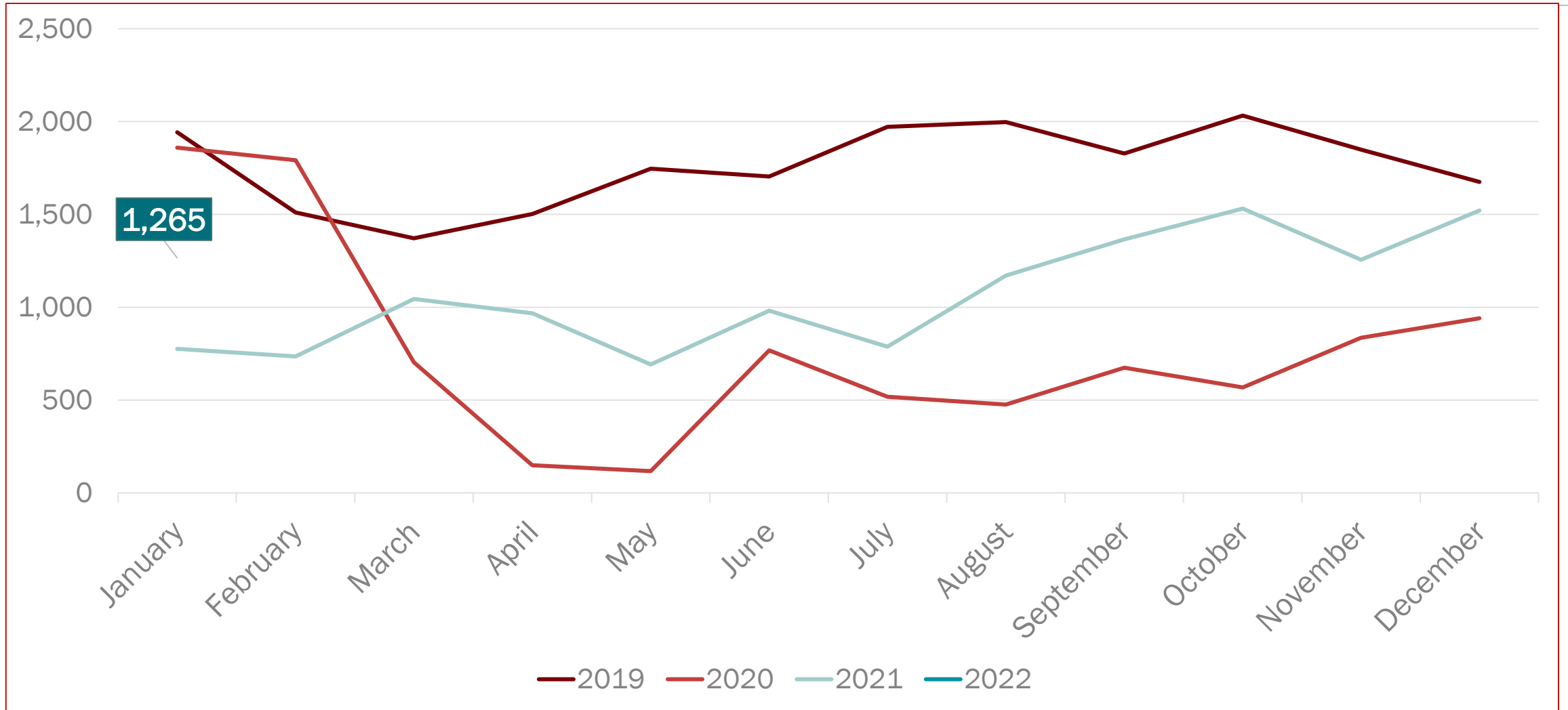
Precinct	Cases Dismissed	Default Judgements	Judgement for Plaintiff	Other	Total	Total as %
1	1	411	251	45	708	17%
2	589	736	298	53	1,676	39%
3	0	414	129	2	545	13%
4	491	524	299	31	1345	31%
Total:	1,081	2,085	977	131	4,274	
Total as %:	25%	49%	23%	<3%		

Eviction Hearing Judgments by Type

Total Eviction Judgments FY 2022 by week



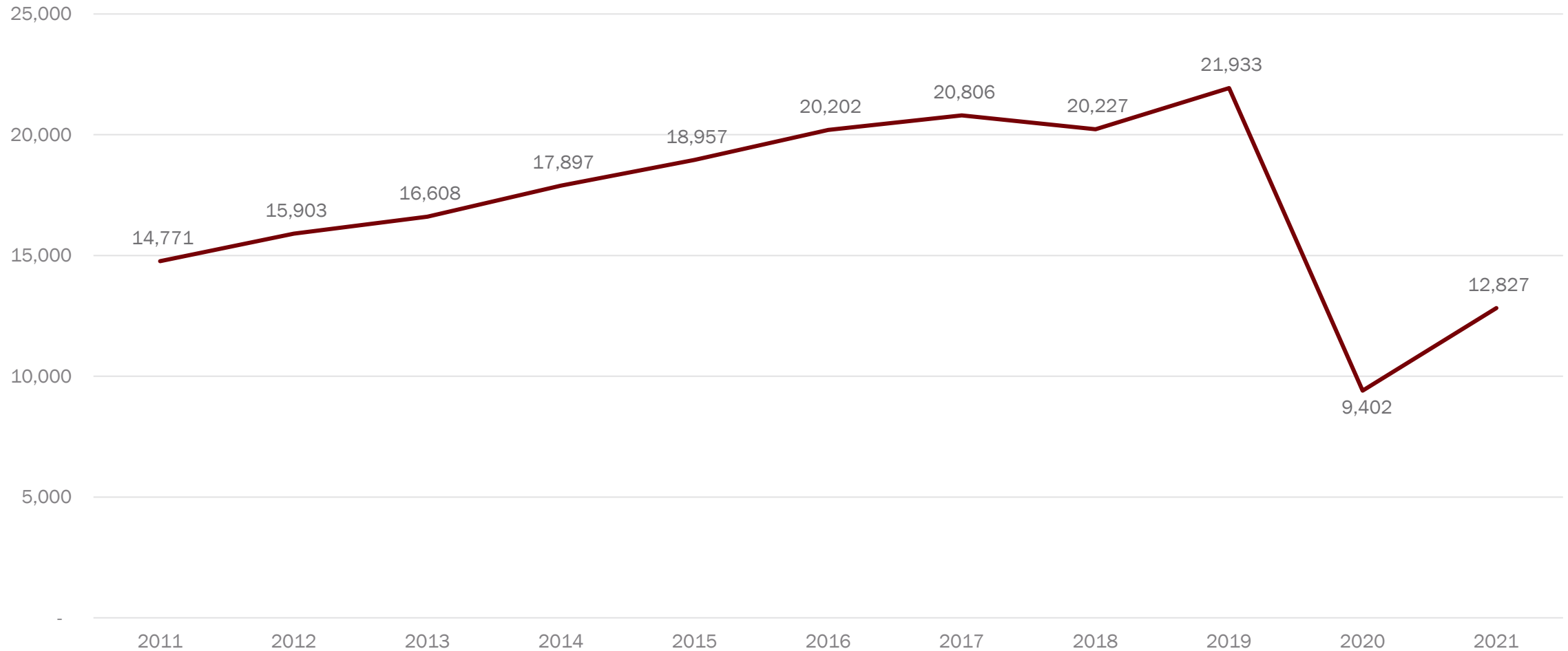
Eviction Filings in Bexar County 2019-2022



Filing Data courtesy of Bexar County Justice of the Peace Courts

*Data for 2022 is through January 26th

Eviction Filings in Bexar County 2011-2021



Filing Data courtesy of Bexar County Justice of the Peace Courts

*Data for 2021 is through December 6th

Get in touch



By phone or email



(210)207-5910
or
evictionhelp@sanantonio.gov

At a precinct



**Bexar County Justice of the
Peace Courts**

**Monday through Friday
8AM-5PM**



CITY OF SAN ANTONIO
**NEIGHBORHOOD & HOUSING
SERVICES DEPARTMENT**

Emergency Housing Assistance Program (EHAP) Update & Briefing on Efforts to Mitigate Eviction

Planning and Community Development Committee

December 13, 2021

Presented by Verónica R. Soto, FAICP Director



CITY OF SAN ANTONIO
**NEIGHBORHOOD & HOUSING
SERVICES DEPARTMENT**

Emergency Housing Assistance Program (EHAP) Update & Briefing on Efforts to Mitigate Eviction

Planning and Community Development Committee
January 24, 2022

Presented by Verónica R. Soto, FAICP Director